

# R607 Ø35mm HINGE

35 杯铰链



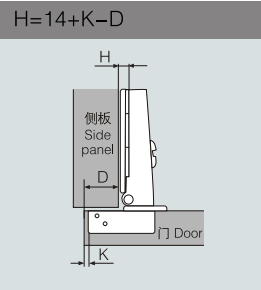
- 开启角度: 105度
- 铰杯厚度: 11.8毫米
- 铰杯直径: 35毫米
- 面板(K)尺寸: 3毫米-7毫米
- 材质: 铁镀镍
- 门可选用板厚: 14毫米-20毫米
- Opening angle: 105°
- Depth of hinge cup: 11.8mm
- Diameter of hinge cup: 35mm
- Drilling distance on the door(K): 3-7mm
- Material: cold rolled steel, nickel plated
- Range of door thickness: 14-20mm

## R607系列(普通型)自动铰链(一段力)功能图 R607 Installation dimensions (One way)

D: 盖位计算值表 Overlay  
A: 间隙位计算值表 Gap



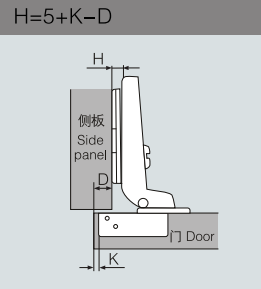
**R607A** 全盖 Full overlay



H \ K/D	3	4	5	6	7
0	17	18	19	20	21
2	15	16	17	18	19
4	13	14	15	16	17



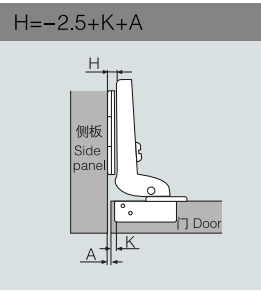
**R607B** 半盖 Half overlay



H \ K/D	3	4	5	6	7
0	8	9	10	11	12
2	6	7	8	9	10
4	4	5	6	7	8

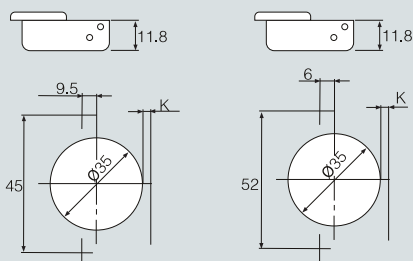


**R607C** 内嵌 Insert



H \ K/A	3	4	5	6	7
0	-0.5	-1.5	-2.5	-3.5	-4.5
2	1.5	1.5	-0.5	-1.5	-2.5
4	3.5	3.5	1.5	0.5	-0.5

## 铰杯种类 Hinge cup types



## 可配底座 Plate

序号 No	名称 Item no.	H值 H Value	孔型/安装尺寸L Hole type/Mounting dimension	类型 type
1	I1	H=0	两孔 two holes/30mm	普通 Normal
2	I2	H=0	四孔 four holes/30mm	普通 Normal
3	I10	H=0	两孔 two holes/30mm	普通 Normal
4	I12	H=2	两孔 two holes/30mm	普通 Normal

安装尺寸L (Mounting dimension L)

安装尺寸L (Mounting dimension L)

侧板边沿 Side board

侧板边沿 Side board

